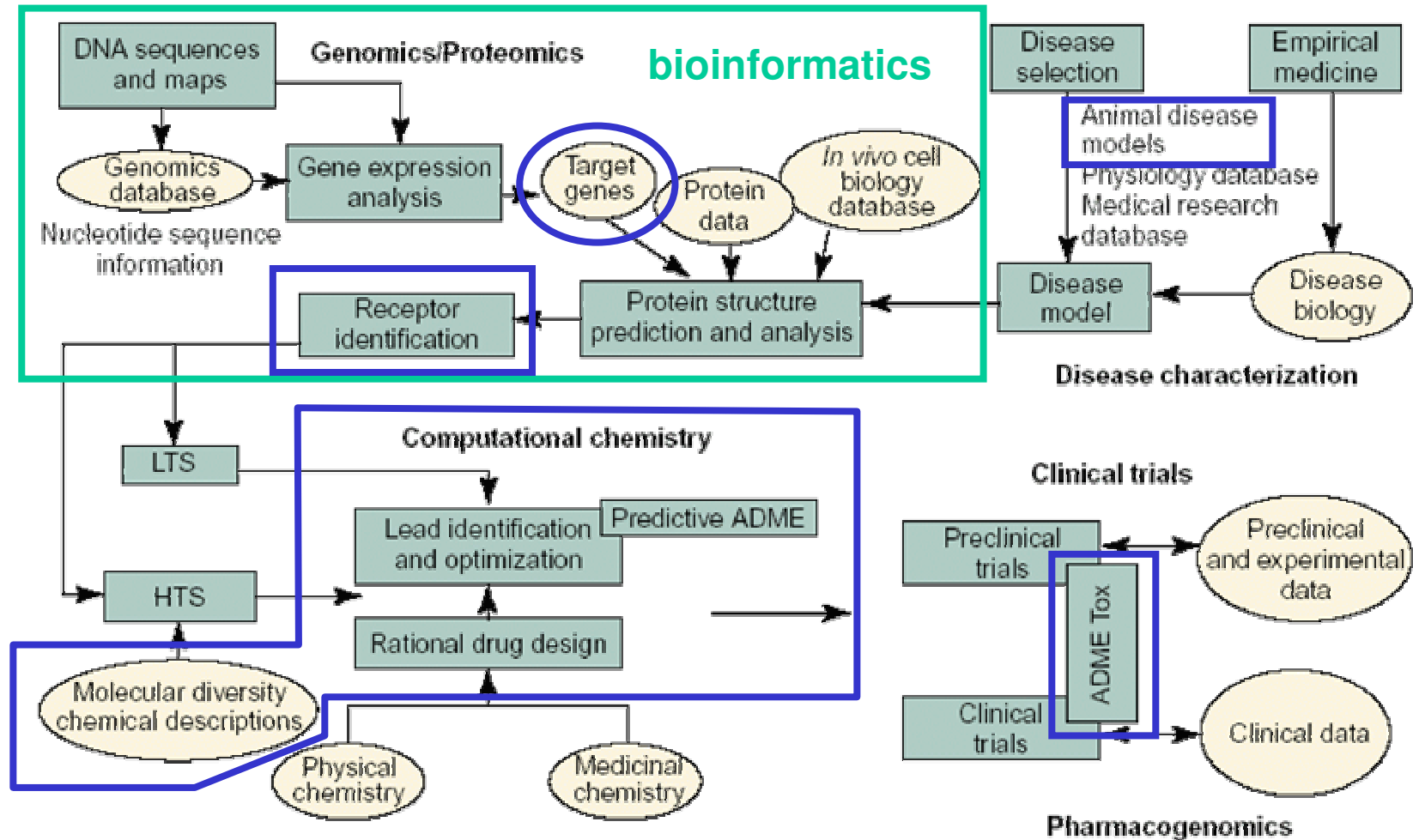


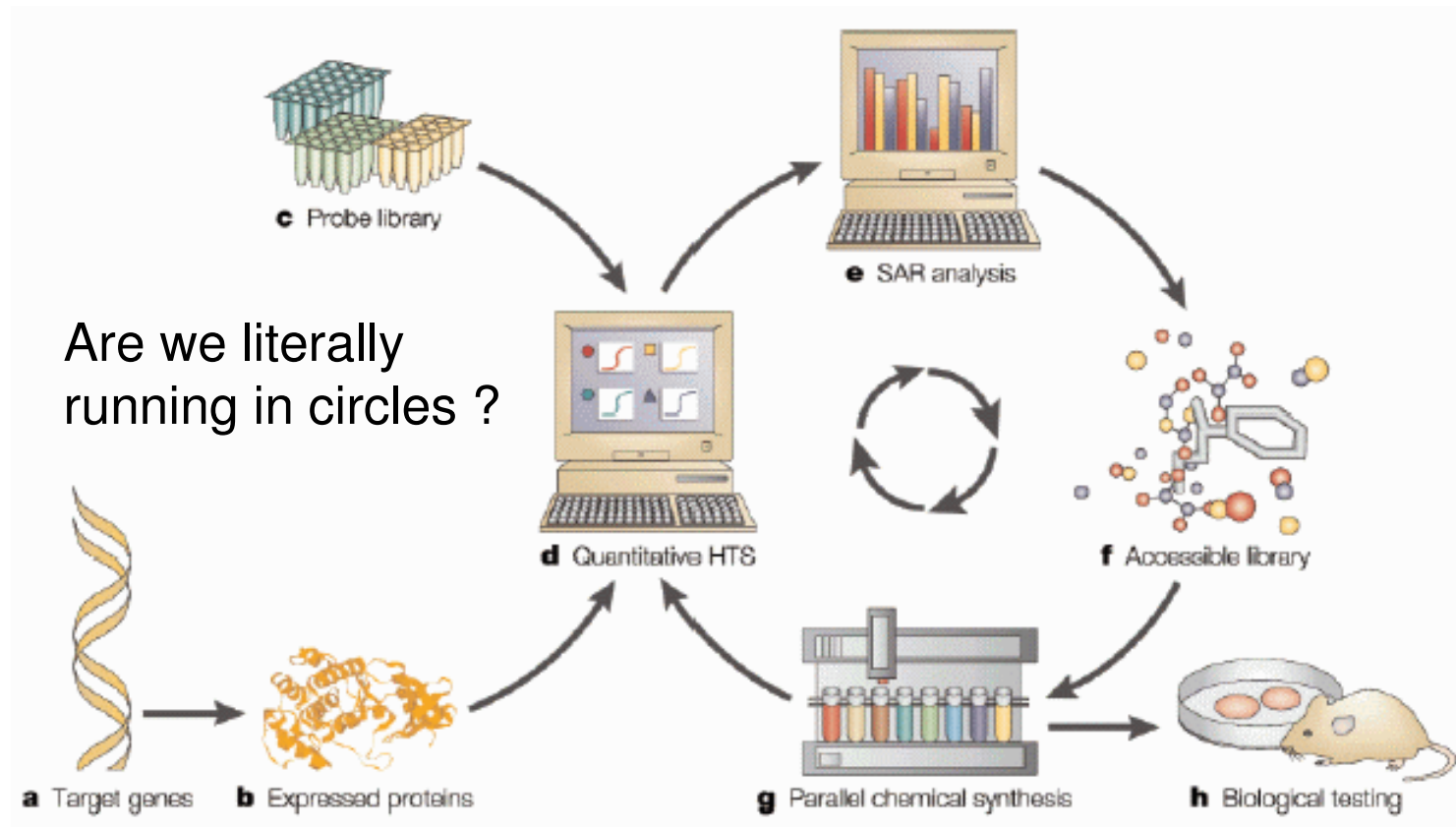
Current Trends



Covered by this lecture

Drug Discovery Today

Cycle of optimization in the drug discovery pipeline

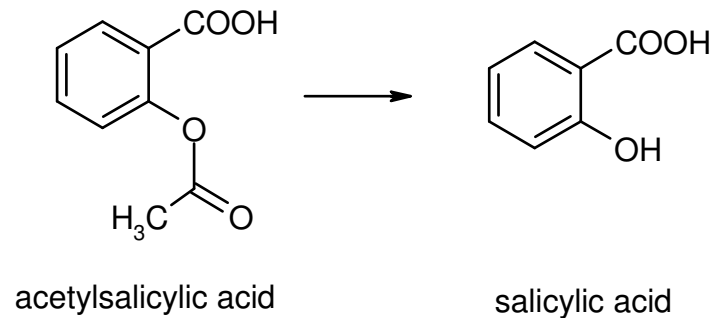


Source: D.K. Agrafiotis et al. *Nature.Rev.Drug.Discov.* **1** (2002) 337.

Prodrugs

Actually effective substance is the main metabolite of the drug

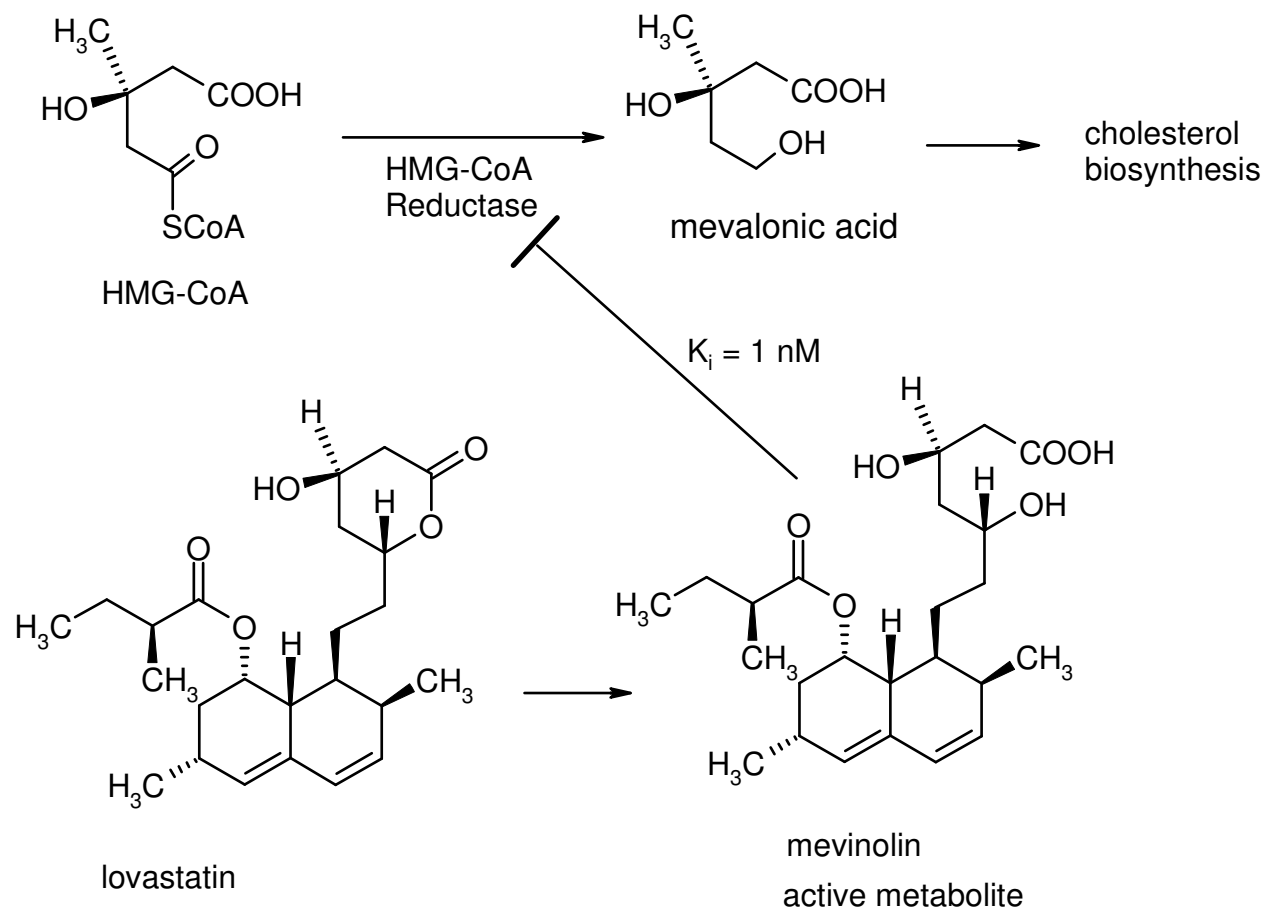
Example: ester cleavage



Irreversible inhibitor of cyclooxygenase (COX)

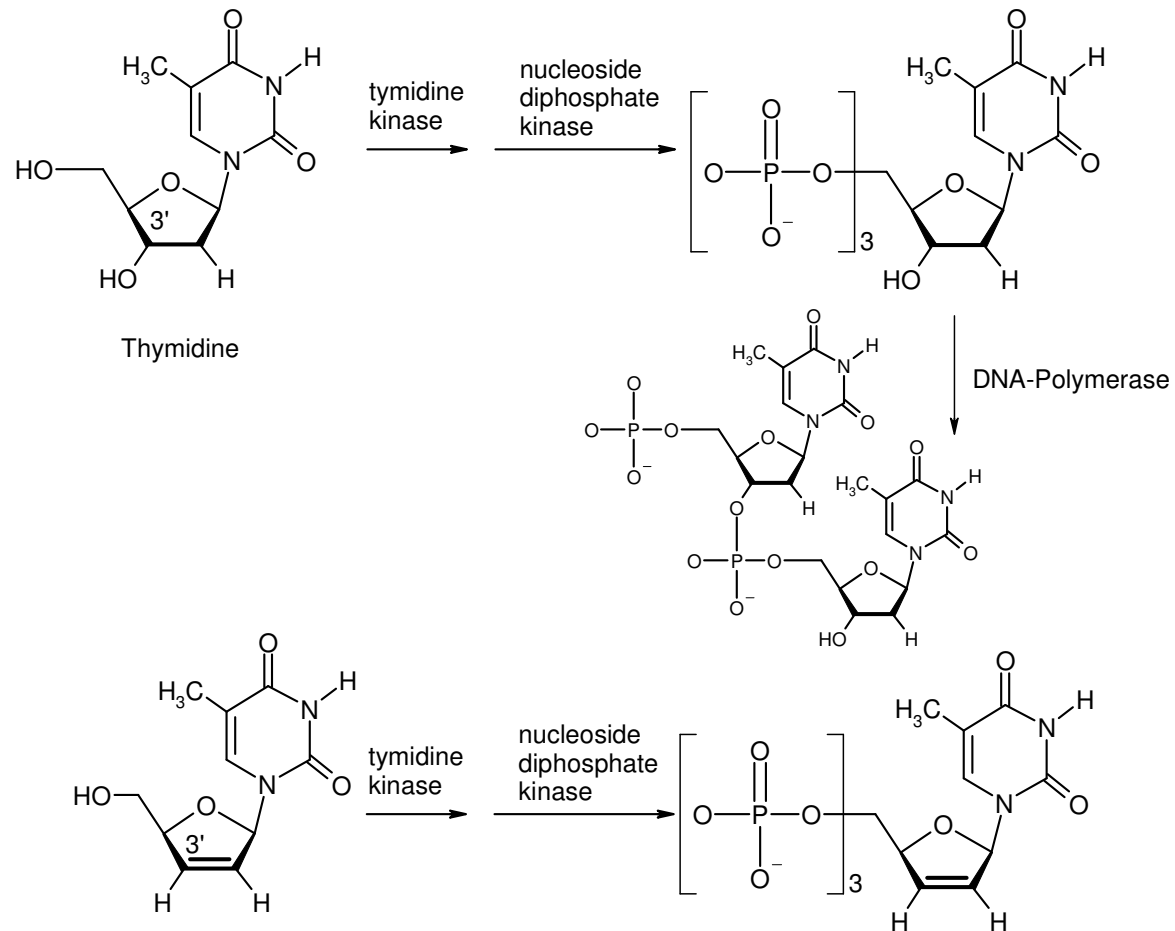
Statins as HMG-CoA Reductase Inhibitors

The prodrug is a lactone whereas its metabolite is effective



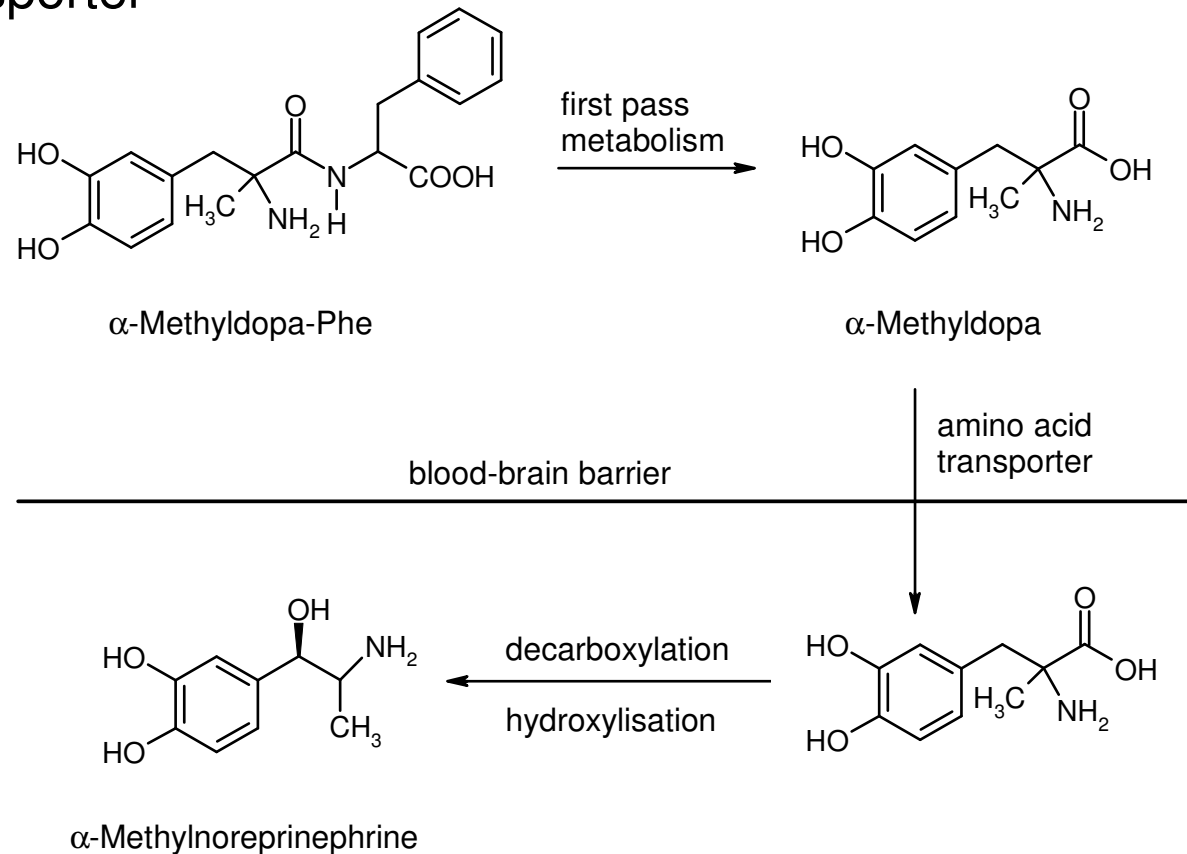
Antiviral Nucleoside Analogs

Nucleosides missing the 3'-OH group cause disruption of the synthesis of a new DNA strand



Multi level prodrugs

Active uptake of α -Methyldopa-Phe by the dipeptide transporter



α -Methylnorepinephrine is an α_2 agonist
(false neurotransmitter)

4D and 5D QSAR

3D QSAR: Information from the 3D structure is used

→ 3D descriptors, pharmacophore models

4D and 5D QSAR: multiple conformations

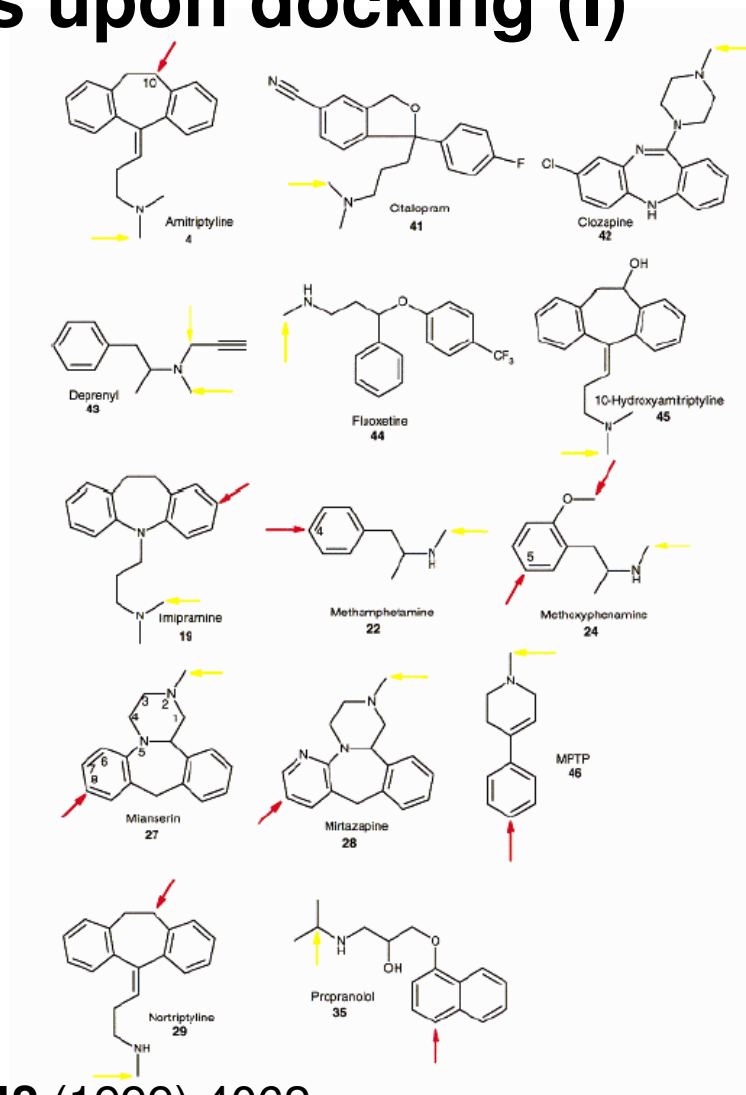
→ use of multiple docking results for one compound

Lit: M. Dobler et al. *Helvetica Chim. Acta* **86** (2003) 1554

multiple conformations upon docking (I)

The binding pocket of many cytochrome P450 enzymes (esp. CYP3A4 and CYP2D6) is large enough to accommodate the same substrate in different orientations, which leads to different products.

The reactivity of a certain spot of the molecule can be estimated by quantum chemical calculations.



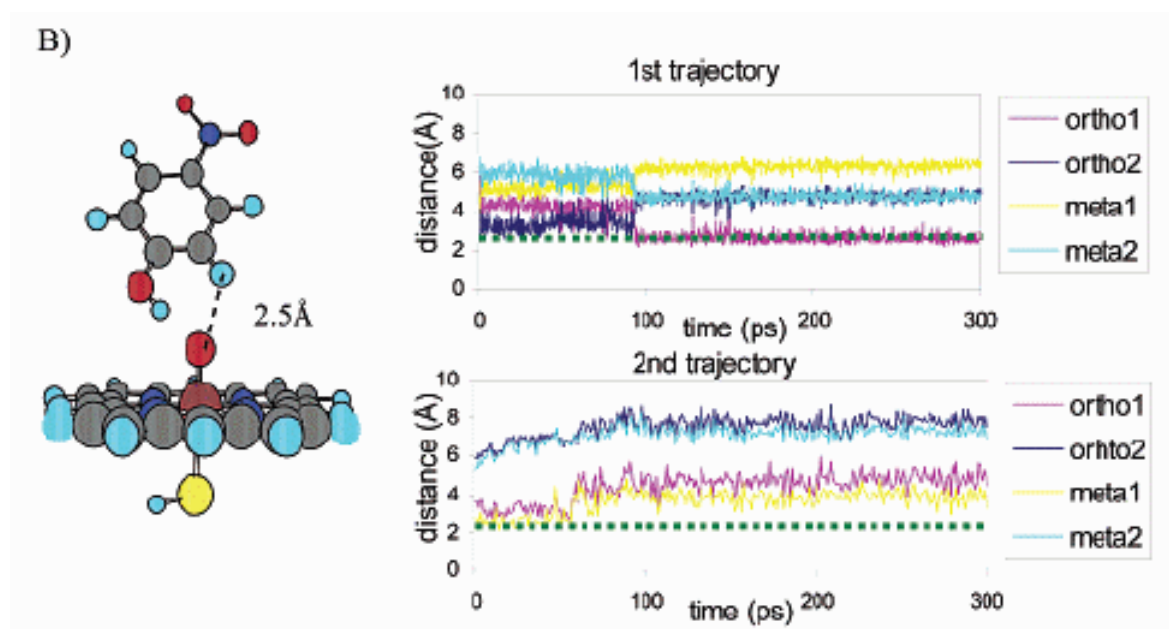
Lit: M. de Groot et al. *J.Med.Chem.* **42** (1999) 4062

S.B. Singh et al. *J.Med.Chem.* **46** (2003) 1330

multiple conformations upon docking (II)

Besides information about the reactivity at a certain spot of the molecule, also the propability of the according binding position in the enzyme is required. Can be obtained from statistical analysis of

- a large number of docking results, or by
- molecular dynamics simulations



Lit: Park & Harris *J.Med.Chem.* **46** (2003) 1645

Drug / Non-Drug Separation (1)

Is it possible to predict the potential suitability of a compound from typical properties of drugs ?

approaches:

Recognition of typical properties in data bases that (almost) exclusively contain drugs

For example:

World Drug Index (WDI)

Comprehensive Medicinal Chemistry (CMC)

MACCS-II Drug Report (MDDR)

Drug / Non-Drug Separation (2)

Previous data base analyses:

1997 Christopher Lipinski's rule of 5 (Pfizer)

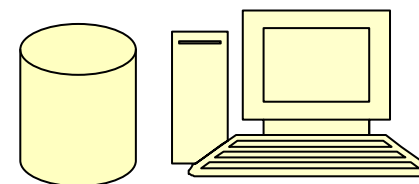
Orally administered drugs typically have

molecular weight < 500

ClogP < 5

less than 5 hydrogen-bond donors (O-H, N-H)

less than 10 hydrogen-bond acceptors (N, O, S)



2000 Tudor Oprea (AstraZeneca)

Typical drugs (70% of all) have

less than 3 hydrogen-bond donors

between 2 and 9 hydrogen-bond acceptors

between 2 and 9 rotatable bonds

between 1 and 4 rings

Lipinski's rule of 5 refers to oral bioavailability but not necessarily drug-likeness !

Drug / Non-Drug Separation (3)

1999 Ghose, Viswanadhan & Wendoloski

Analysis of the Comprehensive Medicinal Chemistry database:

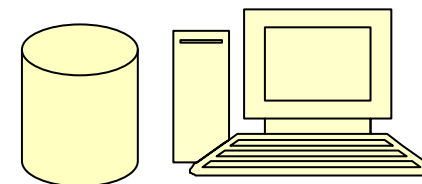
80% of all drugs have

$160 < \text{molecular weight} < 480$

$-0.4 < \log P < 5.6$

$20 < \text{number of atoms} < 70$

$40 < \text{molar refractivity} < 130$



The preferred range covering 50% of all drugs shows

$230 < \text{molecular weight} < 390$

$1.3 < \log P < 4.1$

$30 < \text{number of atoms} < 55$

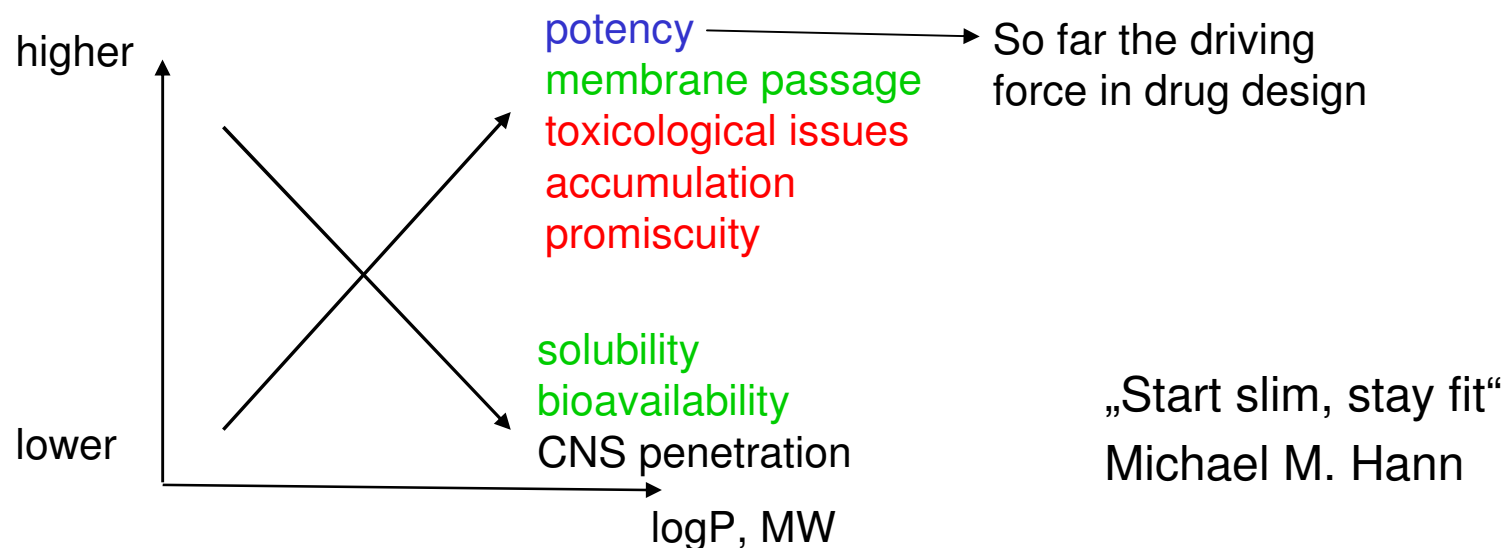
$70 < \text{molar refractivity} < 110$

Lit: A. Ghose et al. *J.Comb.Chem.* **1** (1999) 55-68.

Drug / Non-Drug Separation (4)

Even tighter restrictions required to avoid adverse effects?

Molecular weight < 400 and ClogP < 4 (GSK 4/400 rule)

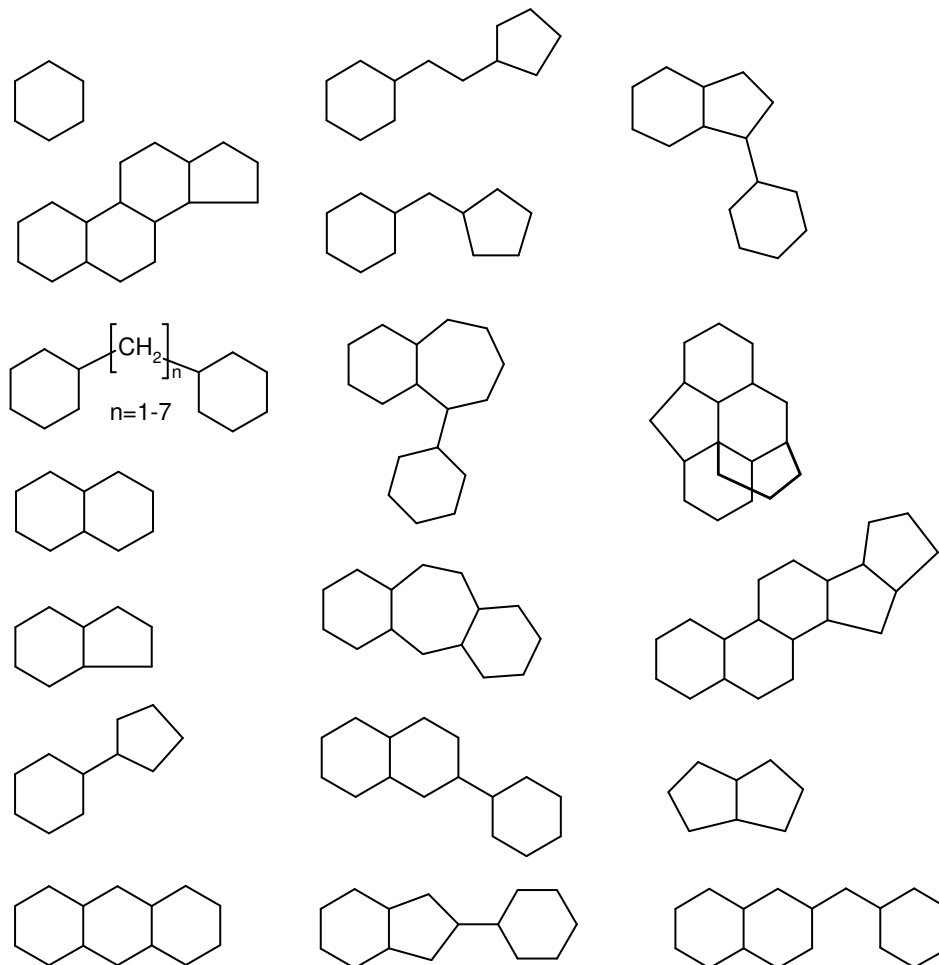


Find smallest crucial parts of molecules → fragments

Lit: M.M. Hann „Molecular Obesity, Potency and Other Addictions in Drug Discovery“ *Med.Chem.Commun.* **2** (2011) 349-355.

Drug / Non-Drug Separation (5)

The most common (ring) fragments of drugs



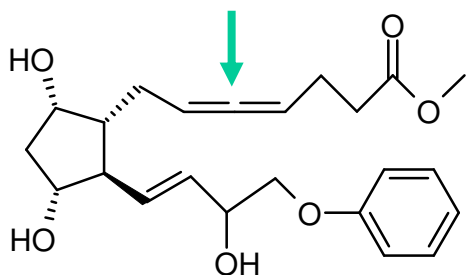
Lit: G.W.Bemis & M.M.Murcko, *J.Med.Chem.* **39** (1996) 2887

Drug / Non-Drug Separation (6)

Rare appearance of certain fragment or side chain does not necessarily mean that it is unsuitable or negligible.

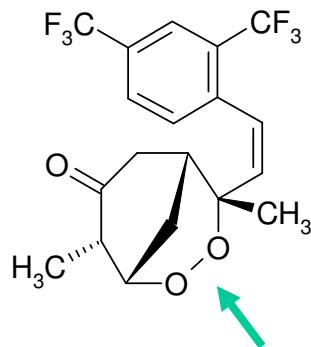
Such fragments can rather

- be difficult to synthesize, or
- be newly introduced, or
- possess unsuitable properties



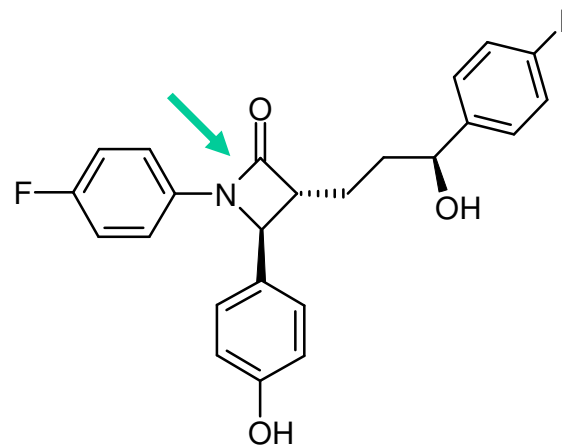
fenprostalene

rare ketene fragment



arteflene

difficult dioxxygen bridge

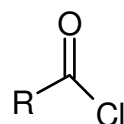
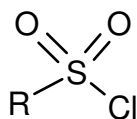


ezetibime

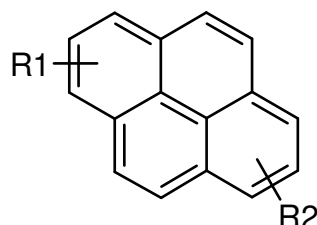
new substitution pattern
of lactam

Drug / Non-Drug Separation (7)

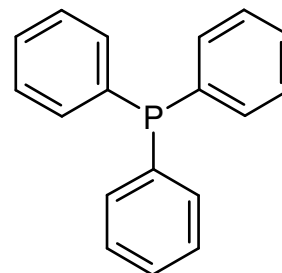
Examples of groups that possess wellknown unsuitable properties



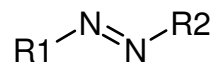
reactive



mutagenic



toxic



cancerogen

Such groups should not be present in clinical drugs, but may be important during synthesis

Lit: D.R.Flower, *J.Mol.Graph.Model.* **16** (1998) 239.

M.Hann et al. *J.Chem.Inf.Comput.Sci.* **39** (1999) 897.

Drug / Non-Drug Separation (8)

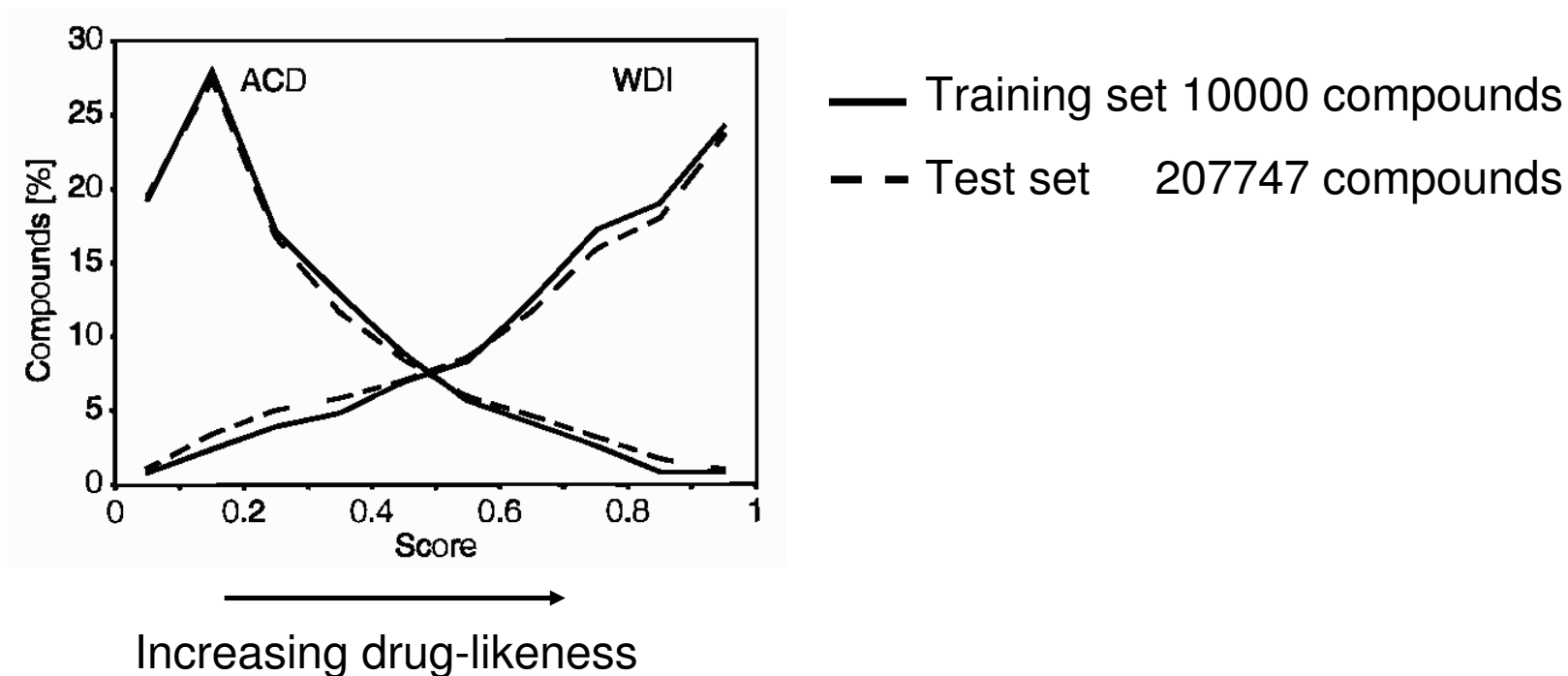
Further approach:

Comparison of compounds in a data base containing solely drugs (World Drug Index) to substances from a data base that predominately consists of non-pharmaceutical compounds (Available Chemical Directory).



Drug / Non-Drug Separation (9)

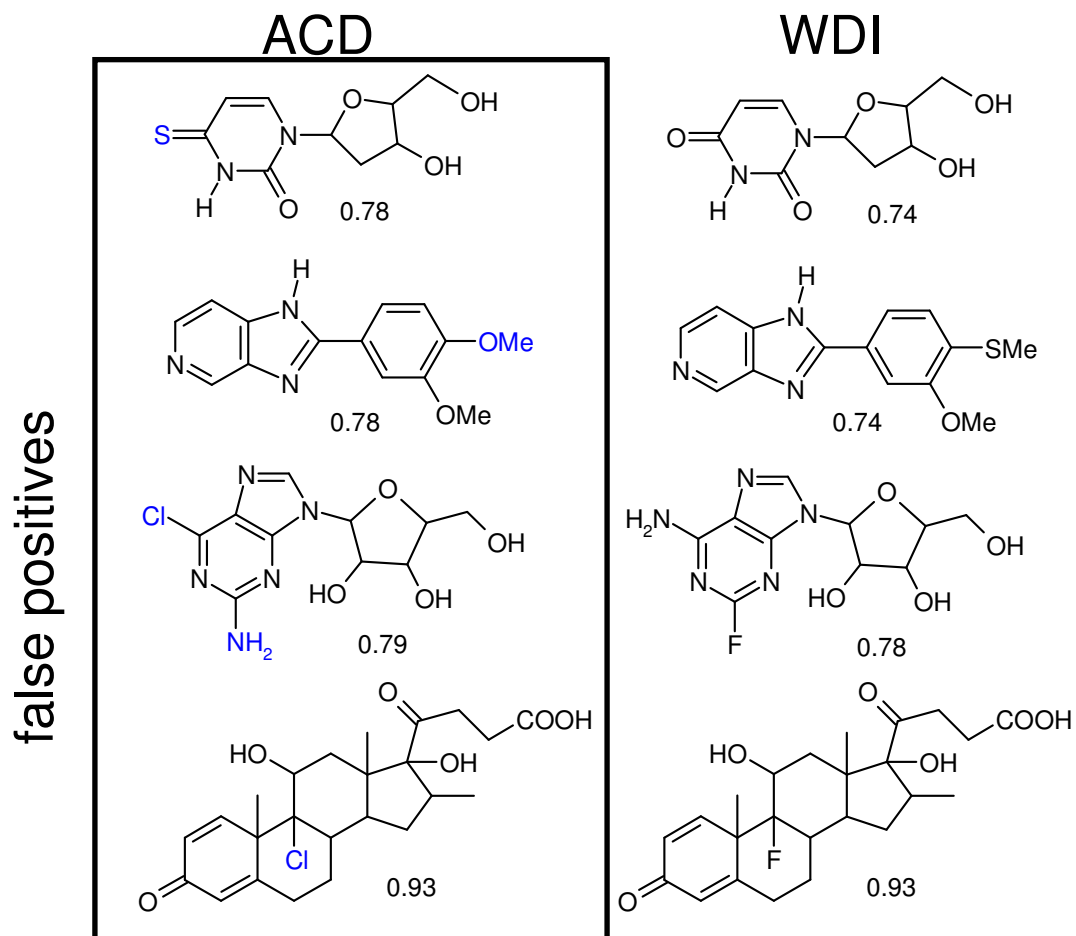
Classification of compounds according to their atom types using a neural net



Lit: J. Sadowski & H. Kubinyi *J.Med.Chem.* **41** (1998) 3325.

Drug / Non-Drug Separation (10)

Compounds for which a high drug-likeness score was predicted:



Lit: J. Sadowski & H. Kubinyi *J.Med.Chem.* **41** (1998) 3325.

Drug / Non-Drug Separation (11)

Classification of compounds using their ISIS *fingerprint* (set of 73 descriptors which indicate the presence of structural and topological features, and encode chemical properties)

→ Allow comparison of the compounds by their similarity using the Tanimoto index.

These 73 binary descriptors were used as input layer of a neural net, which was trained with compounds from drug data bases and non-drugs from the ACD.

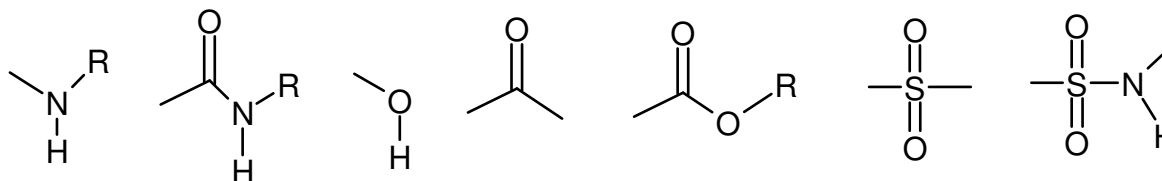
result: about 80% of all compounds were classified correct.

Lit: Ajay et al. *J.Med.Chem.* **41** (1998) 3314.

Drug / Non-Drug Separation (12)

Classification of compounds according to atom types that represent so-called *pharmacophoric points*:

Among these functional groups are



preselection: A compound is potentially drug-like, if it contains at least one ring and between 2 and 7 of such functional groups.

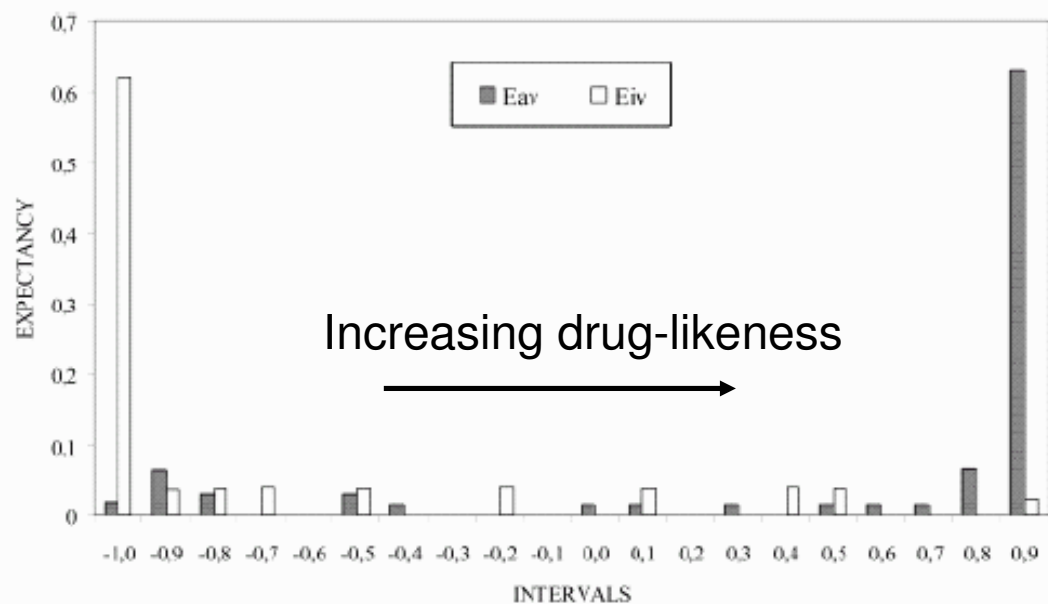
The atoms of the molecule are classified according to the affiliation to one of these *pharmacophoric points* and used as input layer of a neural net.

Here again compounds of the ACD were compared to drug data bases.

Lit: J.Muegge et al. *J.Med.Chem.* **44** (2001) 1841.

Drug / Non-Drug Separation (13)

Classification of compounds according to topological descriptors using a neural net.



680 compounds of the Merck Index, of which about 76 % were classified correct.

Lit: M.Murcia-Soler et al. *J.Chem.Inf.Comput.Sci.* **43** (2003) 1688.

Drug / Non-Drug Separation (14)

Classification of compounds using a *decision tree*. Used were atom types that represent certain functional groups.

Advantages of a decision tree compared to a neural net:

The criteria for classification at each branching point can be traced easily and a corresponding error can be assigned.

results:

- $\frac{3}{4}$ of all compounds can be assigned based on the presence of 6 chemical groups.
- Non-drugs typically contain not enough of these functional groups

Lit: M.Wagner et al. *J.Chem.Inf.Comput.Sci.* **40** (2001) 280.

Drug / Non-Drug Separation (15)

Preliminary resume:

Neither the presence of atom types, nor that of (sub-) structure fragments or functional groups, allows to classify a substance precisely as drug-like (> 95% accuracy)

Seemingly an (even) larger variety of descriptors, e.g. those that account for electronic properties are required.

→ use of quantum chemical descriptors?

Lit: N.Schneider et al. *J.Chem.Inf.Model.* **48** (2008) 613.
M.C.Hutter *Curr.Med.Chem.* **16** (2009) 189.

Drug / Non-Drug Separation (16)

Principal component analysis (PCA) of 26 descriptors of compounds from the Maybridge data base yielded the numerical value of the 3rd principal component as most significant separation criteria.

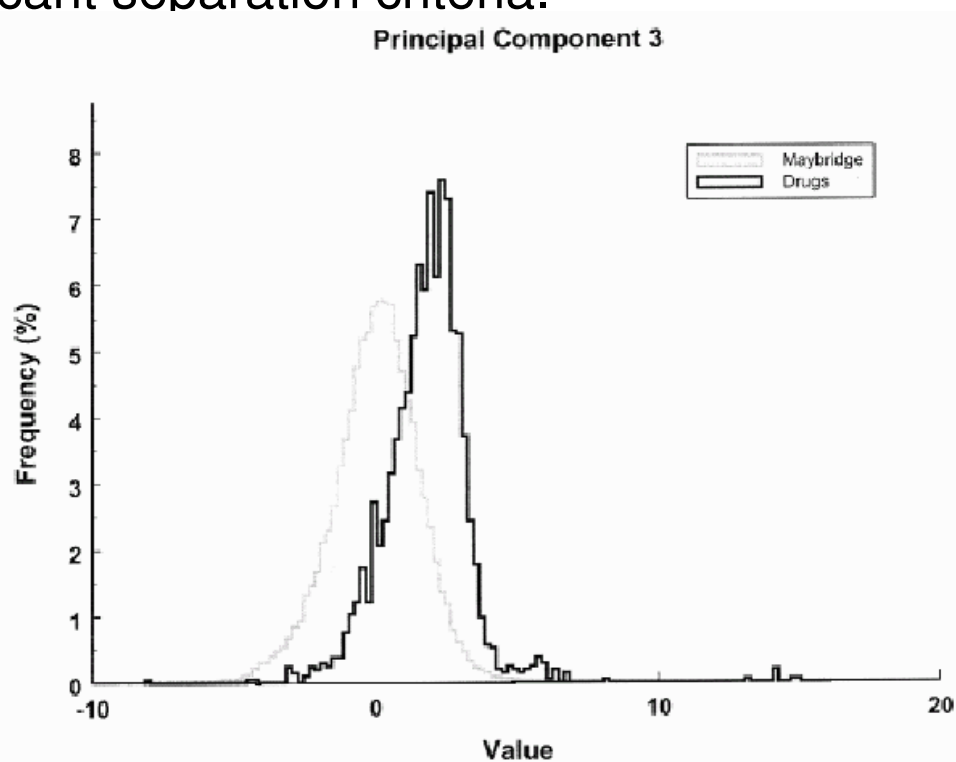
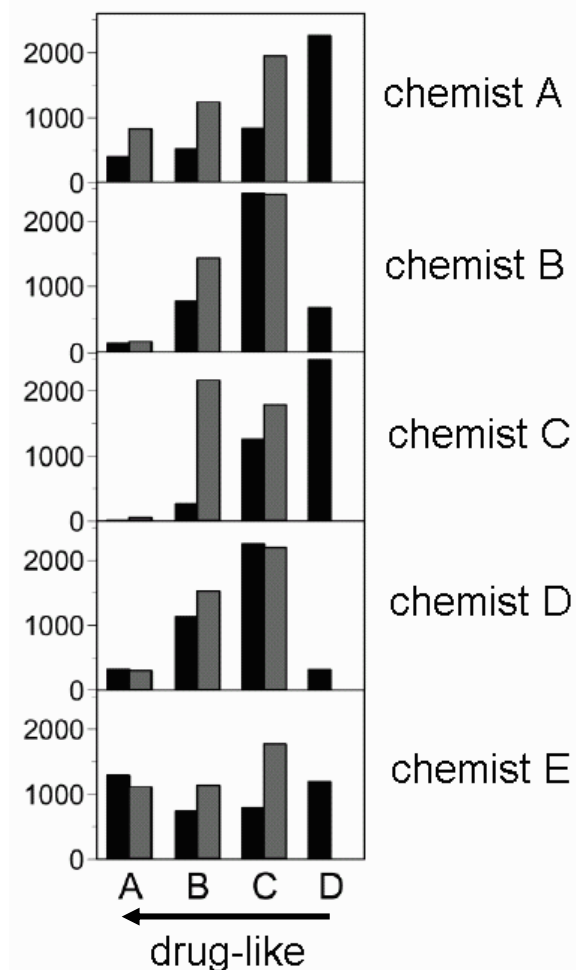


Figure 3. Frequency histogram for PC number 3 (MEP-) for drugs and nondrugs.

Lit: M.Brüstle et al. *J.Med.Chem.* **45** (2002) 3345

Drug / Non-Drug Separation (17)

Classification of compounds based on chemical intuition



3980 compounds were classified by 5 chemists according to their **drug-likeness** and the according **synthetic effort**

Table 2. Correlation Coefficient between Scores Assigned by Each Chemist on Drug-Likeness

	chemist A	chemist B	chemist C	chemist D	chemist E
chemist A	1.00	0.55	0.63	0.57	0.58
chemist B		1.00	0.51	0.50	0.50
chemist C			1.00	0.52	0.54
chemist D				1.00	0.54
chemist E					1.00

Table 3. Correlation Coefficient between Scores Assigned by Each Chemist on Ease of Synthesis

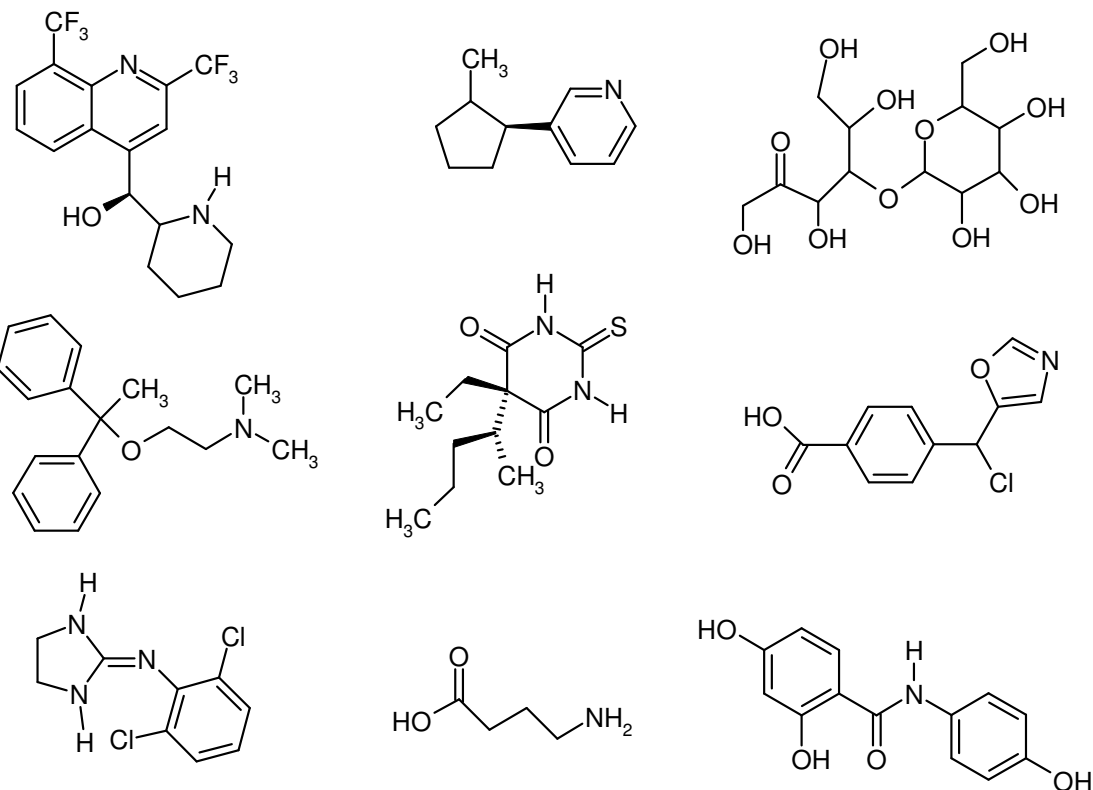
	chemist A	chemist B	chemist C	chemist D	chemist E
chemist A	1.00	0.50	0.40	0.40	0.56
chemist B		1.00	0.42	0.47	0.52
chemist C			1.00	0.40	0.48
chemist D				1.00	0.48
chemist E					1.00

Lit: Y.Takaoka et al. *J.Chem.Inf.Comput.Sci.* **43** (2003) 1269

Drug / Non-Drug Separation (18)

try yourselves !

Classify these compounds into drug or non-drug



Compare your results to that of the property prediction module at <http://www.organic-chemistry.org/prog/peo/index.html>

Drug / Non-Drug Separation (19)

Back to the basics:

So far it has been only assumed that there is an unequal feature distribution between drugs and non-drugs.

How can we statistically prove this assumption ?

Idea: Certain combinations of atom types are found with a different frequency among drugs compared to non-drugs

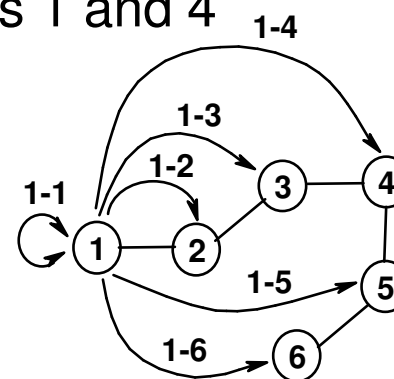
1-1 Interaction: the atom itself

1-2 Interaction: bond between two atoms 1 and 2

1-3 Interaction: angle between atoms 1 and 3

1-4 Interaction: dihedral angle between atoms 1 and 4

1-5 Interaction: between atoms 1 and 5

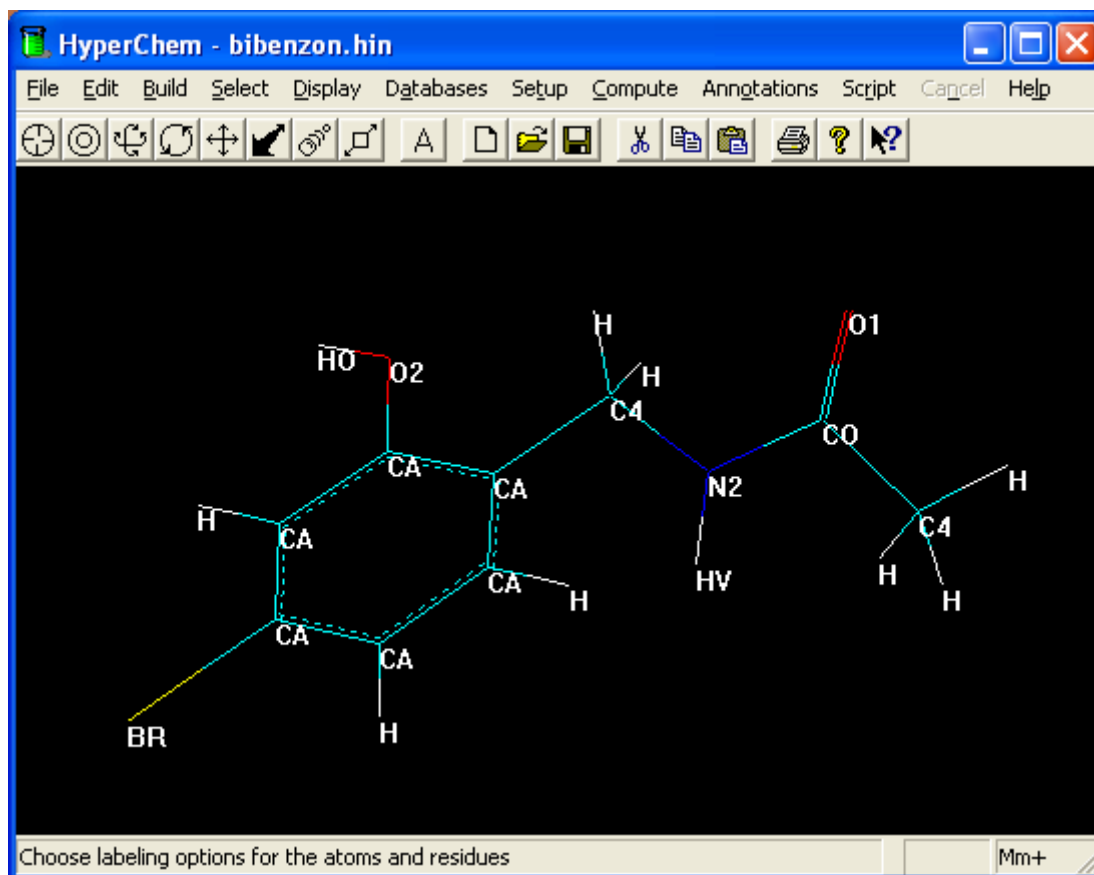


Drug / Non-Drug Separation (20)

What atom types and how many should be used ?

Atom types should account for the chemical diversity

Thus, elements only (C, N, O,..) are not enough

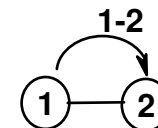


Here, atom types from the MM+ force field are used (total of 47)

Drug / Non-Drug Separation (21)

When is an atom pair combination i-j statistically overrepresented ?

→ If its frequency q_{ij} is higher than that by chance
(= relative probability S')



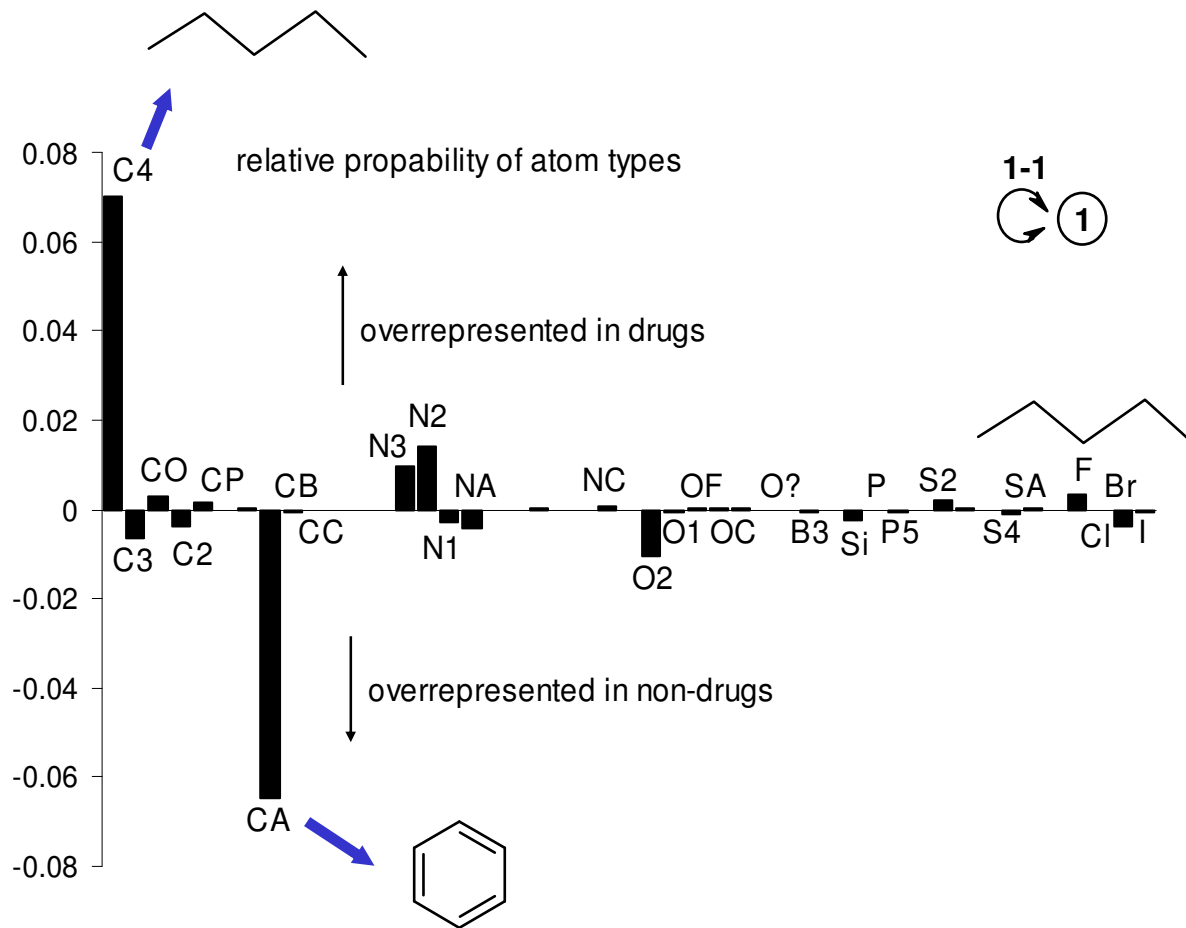
$$S'_{ij} = \frac{q_{ij}}{p_i \cdot p_j}$$

where p_i is the individual frequency of an atom of type i

For better handling we use the logarithmic value
= log odds score

$$S_{ij} = \ln \frac{q_{ij}}{p_i \cdot p_j} \quad \left\{ \begin{array}{l} >0 \text{ overrepresented} \\ <0 \text{ underrepresented} \end{array} \right.$$

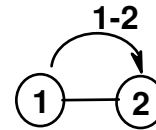
Drug / Non-Drug Separation (22)



Distribution of atom types (1-1 interaction) alone is not sufficient

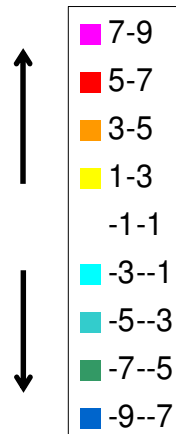
Drug / Non-Drug Separation (23)

Visualized using a difference matrix

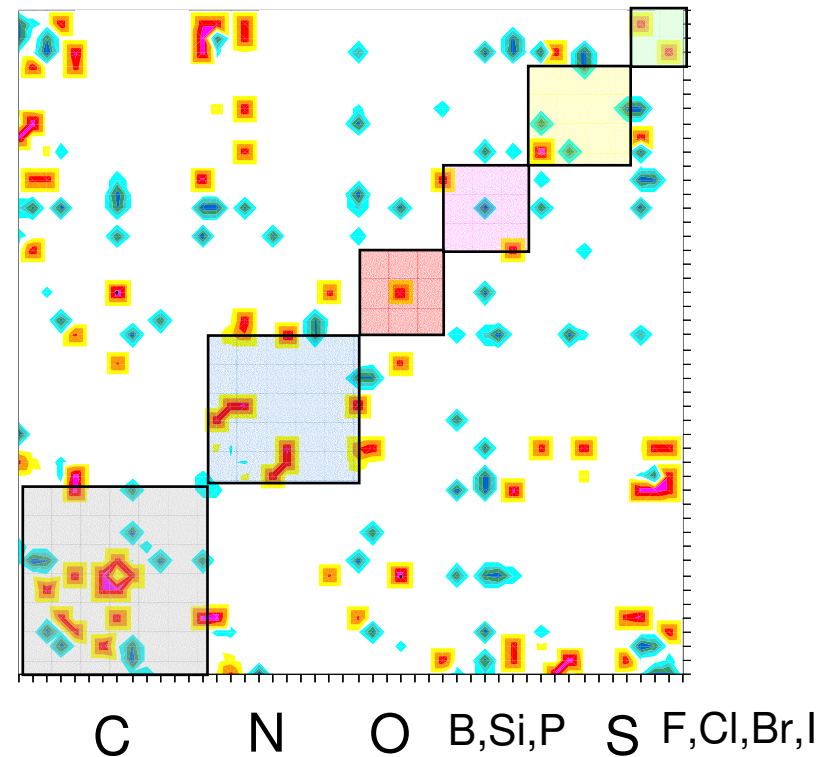


Overrepresented
in drugs

Overrepresented
in non-drugs



1-2 interactions



Similar to amino acid exchange matrix!

Drug / Non-Drug Separation (24)

But how to calculate the drug-*likeness* from the atom type distribution ?

Simply add up corresponding matrix entries and divide by the number of occurring atom pairs in the molecule:

Drug-likeness score L

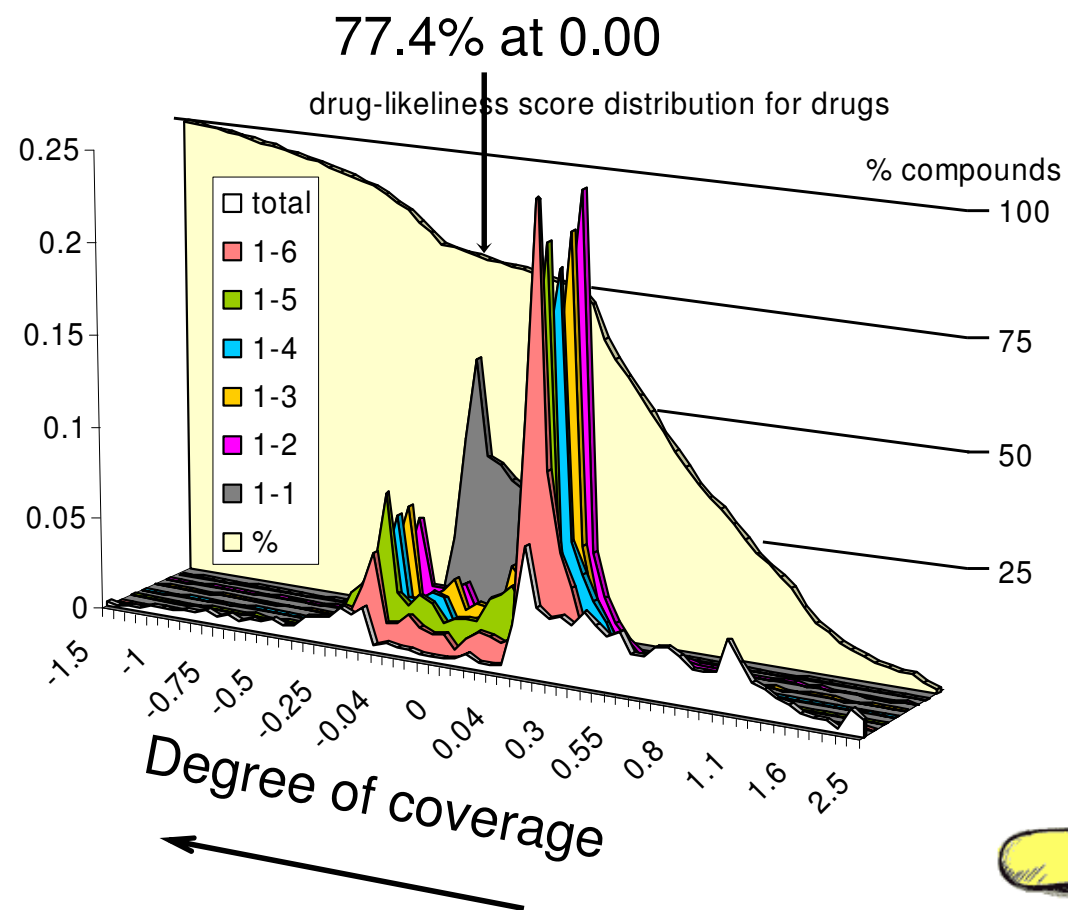
$$L = \sum_1^6 \frac{\sum S_{ij}}{M} \quad \left\{ \begin{array}{l} >0 \text{ drug-like} \\ <0 \text{ non-drug-like} \end{array} \right.$$

Timing:



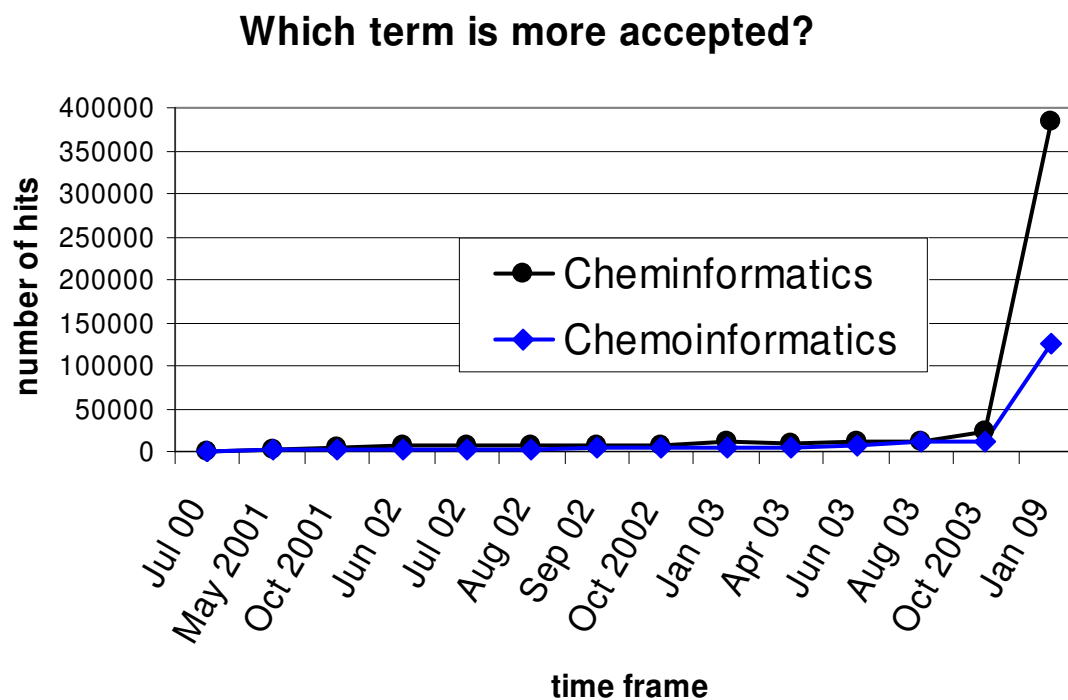
Less than 5 minutes computing the difference matrices and scores for 4083 compounds

Drug / Non-Drug Separation (25)



Lit: M.C.Hutter *J.Chem.Inf.Model.* **47** (2007) 186-194.

Cheminformatics or Chemoinformatics ?



Data source: <http://www.molinspiration.com>
<http://www.google.de>

personalized medicine

Variable metabolic content and predisposition
(Genotyping)

Avoiding rare, complicated adverse effects
(in part already used in the clinic)

Will the necessary financial effort of screening and of clinical studies limit the genetic pool to inhabitants of wealthy nations ?

Counter example:

The *deCode genetics* program run by *deCode genetics* where many inhabitants of Iceland participate. Here, a database is being set up to find markers for the most common diseases.

<http://www.decodegenetics.com/>

Lifestyle vs. Disease (I)

The top selling drugs during the last couple of years (selection):

Simvastatin (Zocor™)	HMG-CoA reductase
Atorvastatin (Lipitor™)	HMG-CoA reductase
Omeprazole (Losec™)	proton pump (stomach)
Amlodipin (Norvasc™)	calcium channel (hypertension)
Erythropoietin (Epo™)	(stimulates erythrocyte formation)
Loratadine (Claritin™)	GPCR (antiallergic)
Celecoxib (Celebrex™)	COX-2 inhibitor (anti-inflammatory)
Lansoprazol (Takepron™)	proton pump
Fluoxetine (Prozac™)	GPCR (antidepressive)
Losartan (Coozar™)	GPCR (hypertension)
Sildenafil (Viagra™)	phosphodiesterase-5 inhibitor

Lifestyle vs. Disease (II)

Most „blockbuster“ drugs were not predicted by analysts of the marketing departments:

	indication
Tamoxifen	breast cancer
Captopril	hypertension
Cimetidine	gastric ulcers [Geschwulstbildung im Magen]
Fluoxetine (Prozac™)	depression
Atorvastatin (Lipitor™)	hyperlipidaemia, obesity

Lit: J.Knowles & G.Gromo *Nat.Rev.Drug.Discov.* **2** (2003) 63.

Lifestyle vs. Disease (III)

Innovative new drugs that have recently emerged

2006	Deferasirox	iron chelator (thalassemia)
2003	Roflumilast	PDE-4 inhibitor (asthma)
2002	Ezetimib	cholesterol uptake inhibitor
2001	Imatinib	leucemia (tyrosine kinase inhibitor)
2001	Fondaparinux	thrombosis (antagonist)
1999	Zanamivir	influenza (viral neuraminase inhibitor)
1999	Amprenavir	HIV (protease inhibitor)
1999	Celecoxib	arthritis (COX-2 inhibitor)
1998	Sildenafil	erectile dysfunction (PDE-5 inhibitor)
1998	Orlistat	obesity (pancreas lipase inhibitor)
1997	Sibutramine	obesity (GPCR inhibitor)
1997	Finasteride	prostate (steroid reductase inhibitor)
1997	Nelfinavir	HIV (protease inhibitor)
1996	Indinavir	HIV (protease inhibitor)
1996	Nevirapin	HIV (reverse transcriptase inhibitor)

Lifestyle vs. Disease (IV)

Innovative new drugs from 1982-1996:

1996	Meloxicam	arthritis (COX-2 inhibitor)
1995	Dorzolamine	glaucoma (carboanhydrase inhibitor)
1995	Losartan	hypertension (GPCR antagonist)
1994	Famciclovir	herpes (DNA polymerase inhibitor)
1993	Risperidon	psychose (D ₂ / 5HT ₂ antagonist)
1991	Sumatriptan	migraine (5HT ₁ rezeptor antagonist)
1990	Ondansetron	antiemetic (5HT ₃ antagonist)
1988	Omeprazole	gastric ulcers (proton pump inhibitor)
1987	Lovastatin	cholesterol (biosynthesis inhibitor)
1986	Artemisinin	anti-malarial (natural compound)
1985	Fluoxetine	depression (5HT inhibitor)
1985	Mefloquine	anti-malarial
1984	Enalapril	hypertension (ACE inhibitor)
1983	Cyclosporin A	immunosuppressant
1982	Ranitidine	gastric ulcers (H ₂ antagonist)

Lifestyle vs. Disease (V)

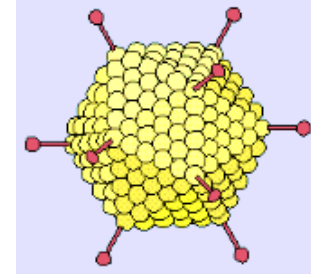
How are innovative drugs defined ?

- improved mode of action (selectivity)
- improved ADMET profile
- Improved administration (e.g. oral instead of intravenous)
- pro-drugs
- new targets

Lifestyle vs. Disease (VI)

The great challenges

- Virostatics
- Antibiotics (Zn- β -lactamases, malaria)
- Anticancer drugs
- Antidementia/Alzheimer
- Diabetes type 2
- civilization diseases (obesity, ADHD)?



Resume

The available knowledge on the human genome and the present SNPs in it allow two approaches:

1. Finding new targets (either on the genome, the mRNA, or the protein level)
2. pharmacogenomic methods will lead to personalized medicine (which drug and at what dosage), esp. for long term application of certain drugs (hypertension, analgesics, anti-psychotics) and those that possess a narrow therapeutic band width (cardiotonics, antineoplastics)

Doping (I)

Illicit use of substances to achieve an increase in performance (in sport)

→ A definition is difficult, since there must be a causative link between cause and action, similar to drugs



According substances are put together in doping lists by national and international sport committees (e.g. international olympic committee IOC) based on medical knowledge.


Doping list (I)

Illicit substance groups

- anabolic steroids (anabolics) lead to an increased building up of muscles

naturally in the body occurring steroids such as testosterone, as well as totally artificial steroids e.g. tetrahydrogestrinone (THG)
Partly not even allowed for fattening of porks!

- antiestrogenic compounds
aromatase inhibitors
tamoxifen, etc.
- hormones and related drugs
erythropoietin (EPO): increased production of red blood cells
- insulin and insulin-like growth factors
→ substances that increase the oxygen transport capacity of the blood



Doping list (II)

Banned substance groups

- Stimulants increase the short term motivation
amphetamines (cardiovasuclar and addiction risks)
caffeine (until 2004 with a limit), due to newer results
no limits any more
- narcotics and β -blocker show a
calming down effect (pain reducing)
(boxing, archery [Sportschießen])



Doping list (III)

- glucocorticoides (heart and circulation function)
- cannaboids
hashish, marihuana

Masking substances

- diuretica (increased elimination, reduction of body weight)
- inhibitors of the steroid- α -reductase (finasterid)
- plasmaexpanders (albumin, dextran) reduced drug concentration in the serum



Doping list (IV)

Substances with limits in certain sports

- alcohol (billiard, tighter limits e.g. in racing)
- β -blocker (sports that require increased concentration)



- gene doping
modification on the genetic level to increase performance
(nuclear receptors, mRNA, gene silencing)
feasibility, analytical proof?

Doping (V)

Doping lists are not comprehensive, which means that all similar compounds and those with a similar effect are included implicitly.

→ possibly not formulated precise enough for legal actions



Doping tests

Mainly urine samples, blood samples less frequent

problems: limits for metabolites of naturally occurring compounds, e.g. of testosterone and hematocrite
traceability of certain compounds (EPO)

new and formerly unknown compounds (e.g. THG)

Doping (VI)

Why doping tests ?

fairness, (self-)protection of the athletes

Risks of doping

- anabolic steroids: liver damage
- stimulants: addiction, lethal exhaustion
- known common adverse effects

Many drugs that are included in doping lists can administered with exception permits.

E.g. steroidal anti-inflammatories, anti-asthmatics